

WET ROTOR PUMPS - F-SERIES

Our wet rotor canned motor pumps are designed with multi-purpose flexibility right into the pump. They can be used submersed or externally, mounted vertically or horizontally. With MNPT threads and fittings built in, attaching fittings is a breeze. The included pre-filter makes these pumps built for flexibility and durability in any decorative water application.



FEATURES

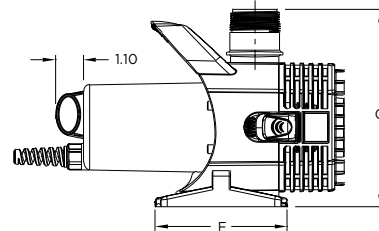
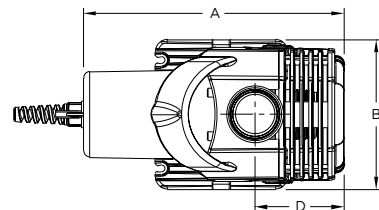
- Constructed without mechanical seal or oil
- Screw attachment to hold screen in place
- Rope/cable loop for deep installation retrieval
- Modular screen ability
- Can be submersed or used externally
- Can be mounted vertically or horizontally

ORDERING INFORMATION

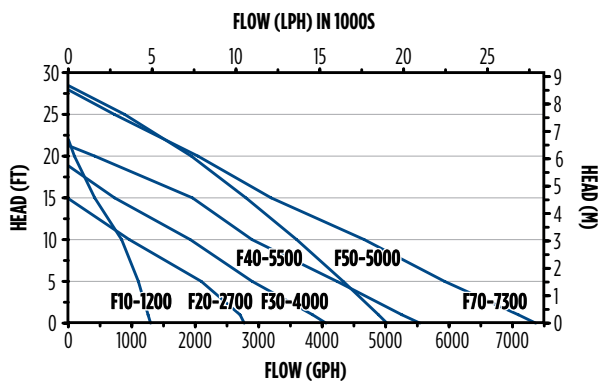
F-Series	Item No.	Amps	Watts	Cord (ft)	Submerged Use	Inline Use	Discharge & Inlet MNPT & SPIG	Gallons Per Hour (GPH) at height							Shut-off (ft)
								0'	1'	5'	10'	15'	20'	25'	
F10-1200	566724	1.3	157	20'	✓	✓	1.5"	1295	1255	1105	840	415	95	-	22'
F20-2700	566725	1.25	147	20'	✓	✓	1.5"	2770	2705	2095	960	-	-	-	14.9'
F30-4000	566726	1.82	215	20'	✓	✓	2"	4060	3850	2900	1920	730	-	-	18.8'
F40-5500	566727	3.0	360	20'	✓	✓	2"	5540	5255	4235	2895	1955	415	-	21.3'
F50-5000	566728	3.6	413	20'	✓	✓	2"	5020	4890	4330	3600	2800	1940	885	28.5'
F70-7300	566729	5.5	660	40'	✓	✓	2"	7365	7095	5930	4665	3195	2040	725	28'

DIMENSIONS

Dimensions (in)	A	B	C	D
F10-1200	9.93	5.71	7.54	3.40
F20-2700	9.93	5.71	7.54	3.40
F30-4000	13.25	6.10	8.00	5.60
F40-5500	13.25	6.10	8.00	5.60
F50-5000	13.25	6.10	8.00	5.60
F70-7300	13.25	6.10	8.00	5.60



PERFORMANCE



* Pump performance at 120 VAC with no intake screen

