

ISO 9001
KOHLER
POWER SYSTEMS
NATIONALLY REGISTERED



The KOHLER Advantage

- **Built to Last Since 1920**
For over 90 years, hospitals, airports and military bases around the world have depended on KOHLER generators.
- **Premium Warranty**
You get our premium 3-year limited warranty backed by a network of more than 10,000 dealers.
- **Custom Kits**
Legs, handles, wheels, lifting kits - whatever you want, any way you want it.
- **Free Loaner Program***
If your KOHLER generator ever goes down, just swing by one of our select dealers. We'll provide a free loaner unit for warranty repairs exceeding 24 hours.

Standard Features

- **Self-Priming**
Automatically clears air out of the pump system and doesn't require water to start.
- **Protective Frame**
A 360-degree roll cage design.
- **Pro-Grade Engine**
Powered by a KOHLER Command PRO[®] engine, designed for professional-grade power.
- **Extra Engine Protection**
Oil Sentry[™] automatically shuts engine down in low-oil conditions.
- **High-Power Engine Protection**
Quad-Clean[™] air filtration and heavy-duty cyclonic air filter trap fine contaminants for maximum power and engine life.

Available Options

- Wheelbarrow handle kit
- Wheel kit
- Leg kit
- Cord management kit
- Isolator kit

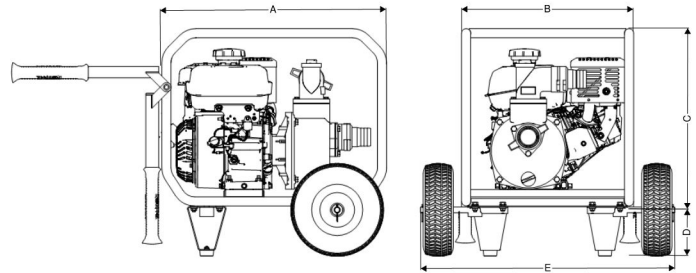
* At participating dealers, based on availability.

Specifications

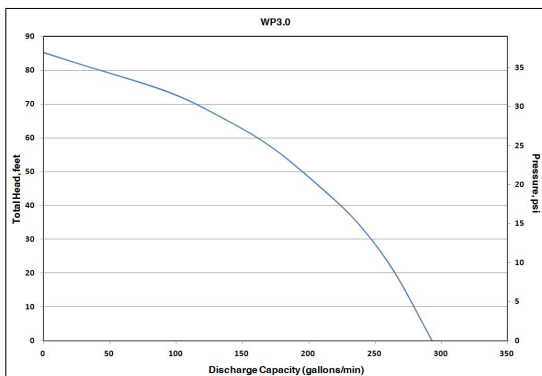
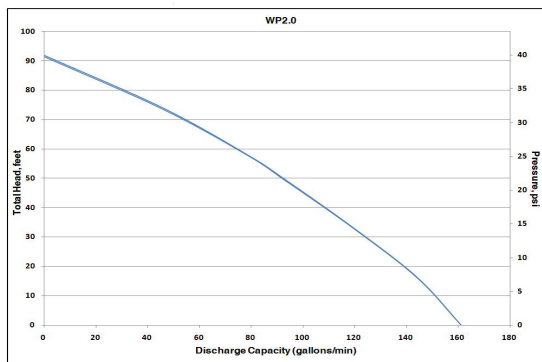
Model Name	WP2.0	WP3.0
Pump Type	2 inch water pump	3 inch water pump
Kohler Pump Spec	PA-WP20-3001	PA-WP30-3001
Compliance	3001 (CARB/EPA/CSA)	
Engine cc	208	
Oil-Sentry™ (Low oil protection)	Yes	
Suction Diameter in (mm)	2" NPT (50.8)	3" NPT (76.2)
Suction Head Height ft (m)	26(8)	
Total Head Height ft (m)	85 (26)	98 (30)
Flow Rate gal (L) per minute	159 (600)	264 (1000)
Impeller	Cast Iron	
Seals	Silicone Carbide	
Max Pressure (PSI)	40	37
Priming Time	110 sec @ 16.4 ft	150 sec @ 16.4 ft
Fuel Type	Gasoline	
Fuel Capacity	1gal (4L)	
Run Time (hours)	3.1	3.0
Warranty-Commercial/ Industrial Use	3 Years	
Warranty-Consumer/ Recreational Use	3 Years	

Dimensions and Weights

A mm (in.):	617 (24.3)	Carton Length mm (in.):	630 (24.8)
B mm (in.):	478 (18.8)	Carton Width mm (in.):	490 (19.3)
C mm (in.):	488 (19.2)	Carton Height mm (in.):	523 (20.6)
D mm (in.):	140 (5)	Shipping Weight lbs (kg):	
E mm (in.):	681 (26.8)	WP2.0	72.3 (33)
Unit Weight lbs (kg):		WP3.0	81.5 (37)
WP2.0	66 (30)		
WP3.0	77 (35)		



Performance



NOTE: Dimensions are provided for reference only and should not be used for planning installation. Contact your local distributor for more detailed information.

DISTRIBUTED BY: